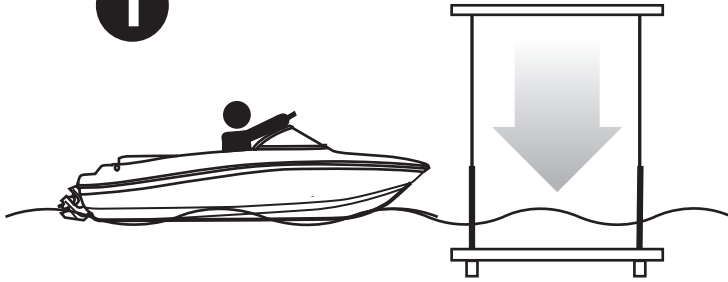





Boat Lift Operation Instructions

1



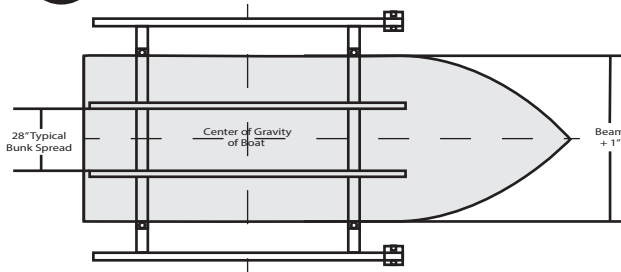
Lower lift cradle in to water so that the boat floats freely above

2



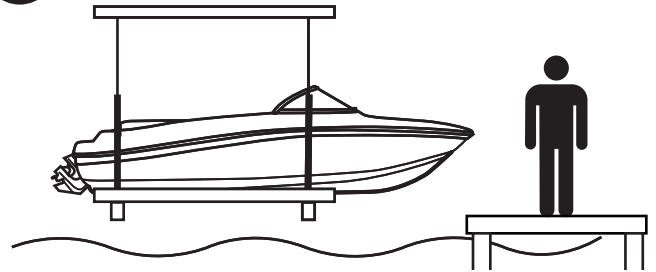
Do not lower cable onto the ground as cable may loosen on winder

3



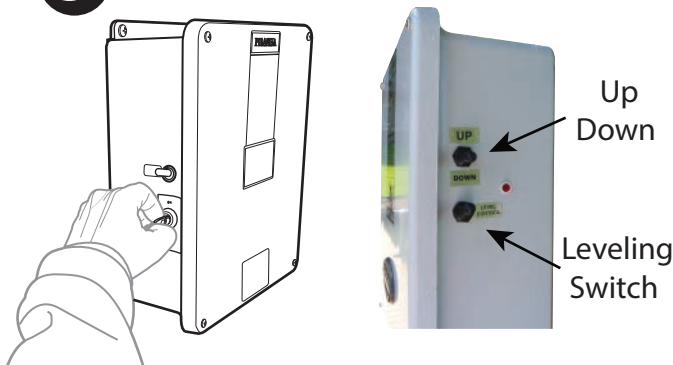
Position boat so that the center gravity (typically 1/3 from stern) is located at the center point of lift

4



Get out of boat and raise lift to desired height

5



Turn power on/off using key provided by Hi-tide. Keep power to lift off when not in use.

For questions or to schedule a site visit please call us at 334-857-2443 or email to sales@lakemartindock.com

